



Participation & Performance

Infographics

2022



Department
of Education

rebel



Contents



Foreword	1	Netball	15
School Sport Pathway	2	Softball	16
2022 Participation & Performance Stats	3	Swimming	17
Top 10 Sports Participation Stats	4	Table Tennis	18
Australian Football	5	Tee Ball	19
Badminton	6	Tennis	20
Baseball	7	Track & Field	21
Basketball	8	Volleyball	22
Bowls	9	State Sporting Organisation Delivered Stats	23
Cricket	10	SSV Delivered Sports (interschool sport)	24
Cross Country	11	SSO Delivered Sports (interschool sport)	25
Football (Soccer)	12	Team Vic Sports	26
Golf	13	Victorian Teachers' Games	27
Hockey	14	Play	27

- Please refer to the SSV Delivered Sports (p. 24) and SSO Delivered Sports (p. 25) tables regarding the interschool sports including the different competitions offered in 2022.
- Please note the interschool sport participation opportunities are as accurate as possible, however, boys / mixed competitions include total boys numbers only and not girls numbers i.e., individual sports and overall participation numbers are higher for boys than they should be.
- Interschool sport participation opportunities for Primary school sport are recorded at either the 'District' or 'Division' level with Secondary school sport at the 'Division' level.
- A student participation opportunity is counted for each sport a student participates in e.g., a student might participate in Australian Football and Badminton which are recorded for each sport
- Please refer to the Team Vic Sports (p. 26) table regarding the Team Vic opportunities provided in 2022.

Foreword



School Sport Victoria, as part of the Department of Education, is pleased to release the School Sport Victoria '2022 Participation and Performance Sports Infographics' which provides a summary of:

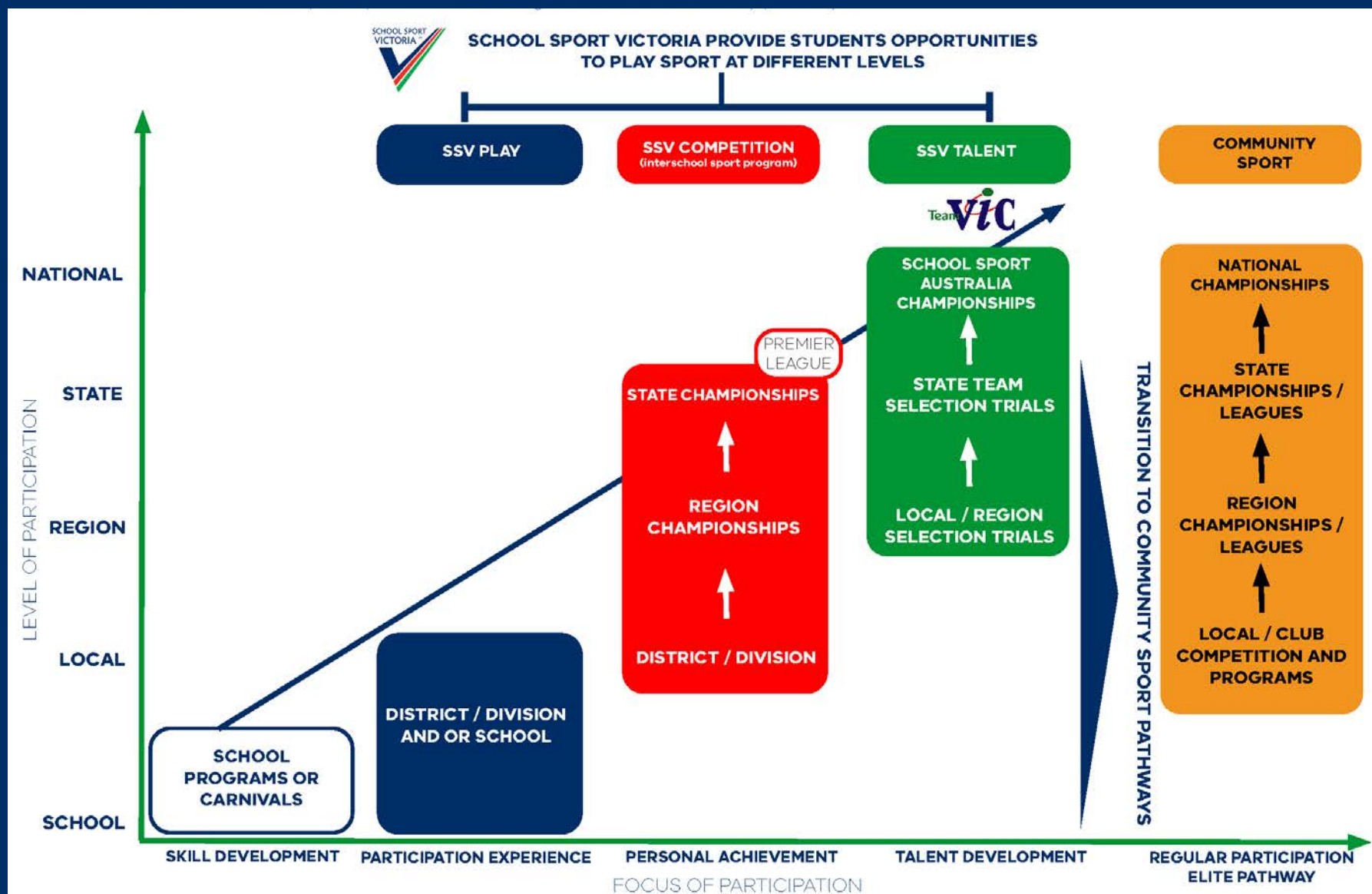
- The school sport pathway which provides an overview of the opportunities available to Victorian schools and students including the progression pathway and the connection between school and community sport.
- Interschool sport participation numbers for 32 different sports including individual and team sports.
- The Team Vic representative program trialists and performance data across 19 different sports and 49 different Team Vic teams for emerging Victorian student athletes to participate at the School Sport Australia Championships.
- School Sport Victoria Play, supported by the Positive Start initiative in 2022, which provides opportunities for less active students in a social, non-competitive format.
- The Victorian Teachers' Games, for Victorian educators and school staff, delivered for the 25th time in Geelong from the 17 – 20 September 2022.

Importantly, the provision of these opportunities is reliant on the support of SSV's member schools, the dedicated network of SSV staff, including the 355 SSV Coordinators, 138 Team Vic Officials, the mutually beneficial partnerships with partners including SSV's valued commercial partnerships which are primarily focused on assisting with the ongoing affordability of school sport.

School Sport Victoria also works collaboratively with partners across community, state, and national sporting organisations to support the delivery of our school sport opportunities, connect school and community sport pathways for students, and provide opportunities for students facing additional barriers to participate.

Thank you for your ongoing support and commitment to School Sport Victoria, Victorian schools, teachers, and, most importantly, students!

School Sport Pathway



2022 Participation & Performance Stats

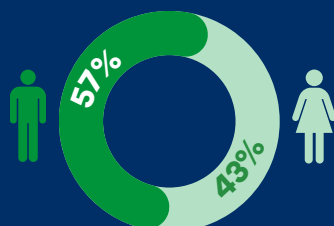


568,720

TOTAL STUDENTS

312,350

TOTAL PRIMARY STUDENTS



256,370

TOTAL SECONDARY STUDENTS

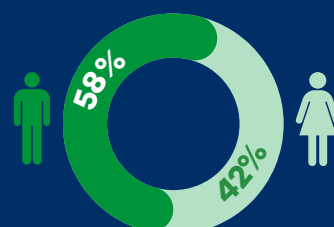


57%

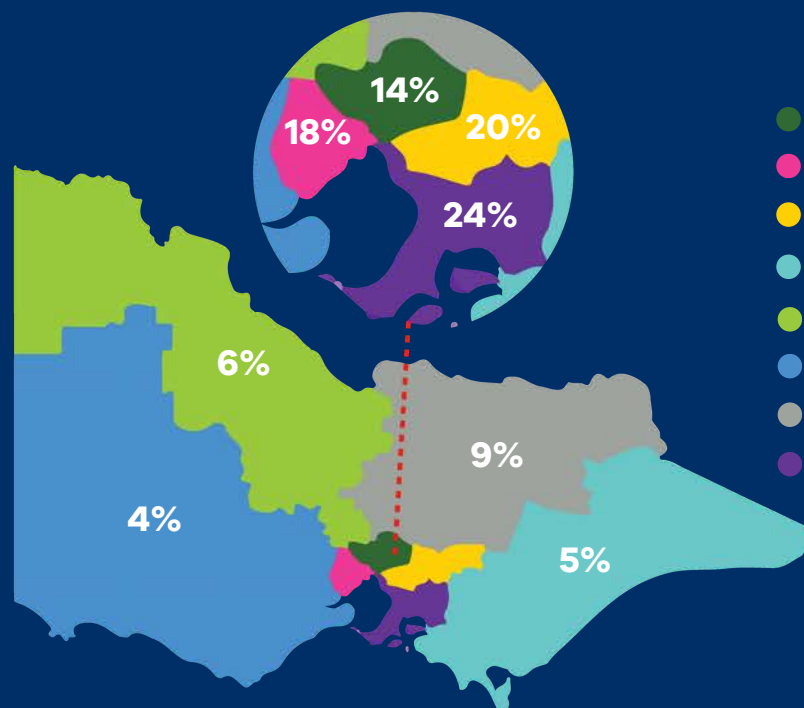
BOYS

43%

GIRLS



SSV REGION BREAKDOWN



- Northern Metro Region
- Western Metro Region
- Eastern Metro Region
- Gippsland Region
- Loddon Mallee Region
- Greater Western Region
- Hume Region
- Southern Metro Region

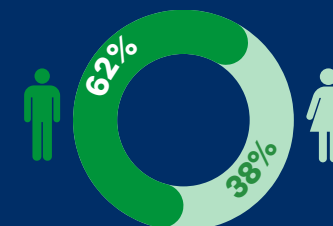
631

PARTICIPATION OPPORTUNITIES FOR MULTI-CLASS STUDENTS

54%



46%



6,469
TRIALISTS

953 STUDENTS SELECTED
49 TEAMS SELECTED
19 SPORTS



Alumni

37
TEAM VIC ALUMNI
COMMONWEALTH GAMES

14
TEAM VIC ALUMNI
2022 AFLW DRAFT

Interschool sport participation statistics include multi-class student opportunities in cross country, swimming, and track & field only.

rebel



Top 10 Sports Participation Stats



Primary

Rank & Sport	Total	Boys	Girls
1 Cross Country	53,680	53%	47%
2 Track & Field	52,523	51%	49%
3 Australian Football	36,825	74%	26%
4 Basketball	28,416	57%	43%
5 Netball	26,724	42%	58%
6 Football	24,920	64%	36%
7 Swimming	21,982	51%	49%
8 Cricket	15,652	68%	32%
9 Tennis	12,805	61%	39%
10 Tee ball	11,244	64%	36%

Secondary

Rank & Sport	Total	Boys	Girls
1 Basketball	36,876	58%	42%
2 Australian Football	31,676	67%	33%
3 Netball	30,540	27%	73%
4 Volleyball	28,790	49%	51%
5 Football	25,856	66%	34%
6 Track & Field	17,496	53%	47%
7 Cricket	14,028	74%	26%
8 Tennis	13,888	60%	40%
9 Badminton	12,348	55%	45%
10 Cross Country	10,182	55%	45%

Overall

Rank & Sport	Total	Boys	Girls
1 Track & Field	70,019	51%	49%
2 Australian Football	68,501	71%	29%
3 Basketball	65,292	57%	43%
4 Cross Country	63,862	53%	47%
5 Netball	57,264	34%	66%
6 Football	50,776	65%	35%
7 Volleyball	39,721	51%	49%
8 Cricket	29,680	71%	29%
9 Swimming	28,867	51%	49%
10 Tennis	26,693	60%	40%

Australian Football



68,501

TOTAL STUDENTS



71%
BOYS

29%
GIRLS

36,825

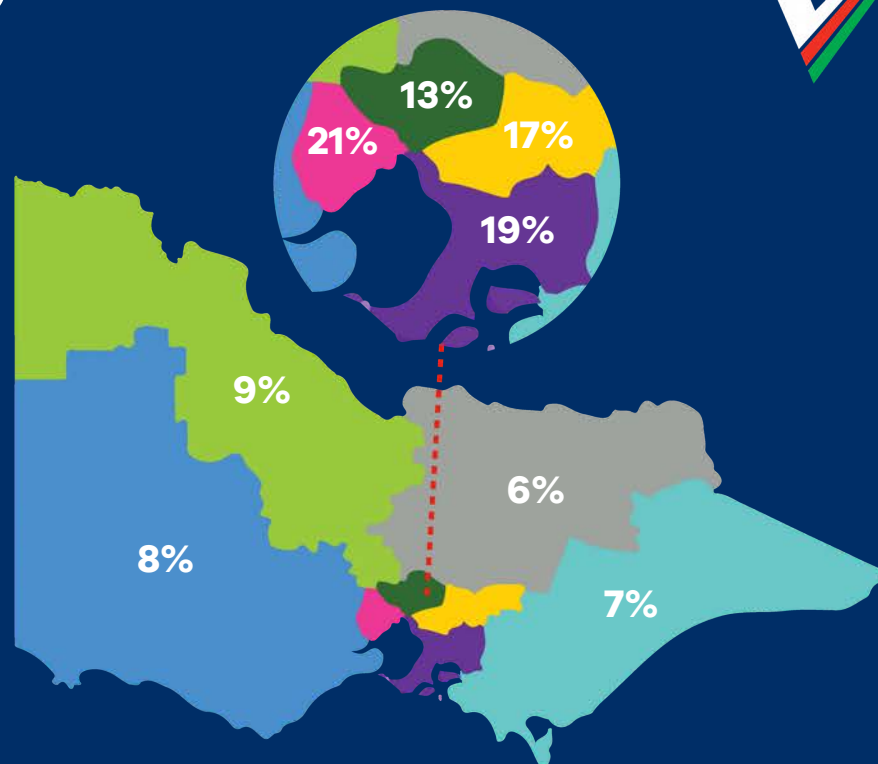
PRIMARY STUDENTS

31,676

SECONDARY STUDENTS



REGION BREAKDOWN



- Loddon Mallee Region
- Greater Western Region
- Hume Region
- Northern Metro Region
- Western Metro Region
- Southern Metro Region
- Eastern Metro Region
- Gippsland Region

2022



1,633
TRIALISTS

96
SELECTED

4
TEAMS



AUSTRALIAN FOOTBALL
TEAM VIC 12 Y & U



rebel



Badminton



12,348

TOTAL STUDENTS

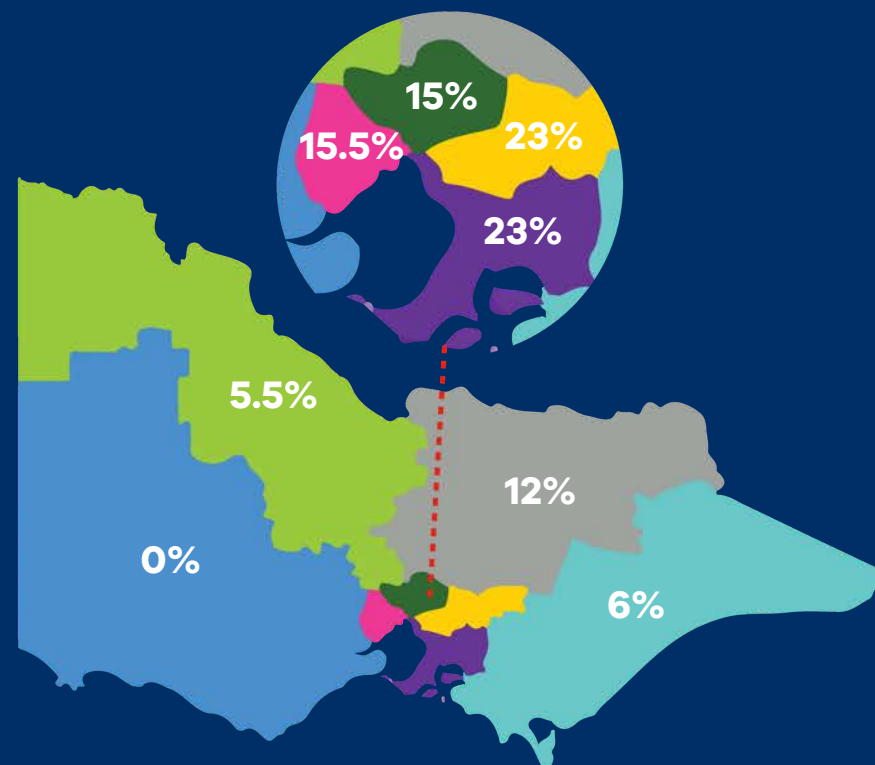
DELIVERED AT
SECONDARY
LEVEL ONLY



55%
BOYS

45%
GIRLS

REGION BREAKDOWN



2022

- Loddon Mallee Region
- Greater Western Region
- Hume Region
- Northern Metro Region
- Western Metro Region
- Eastern Metro Region
- Southern Metro Region
- Gippsland Region




Baseball

4,129

TOTAL STUDENTS

DELIVERED AT
SECONDARY
LEVEL ONLY

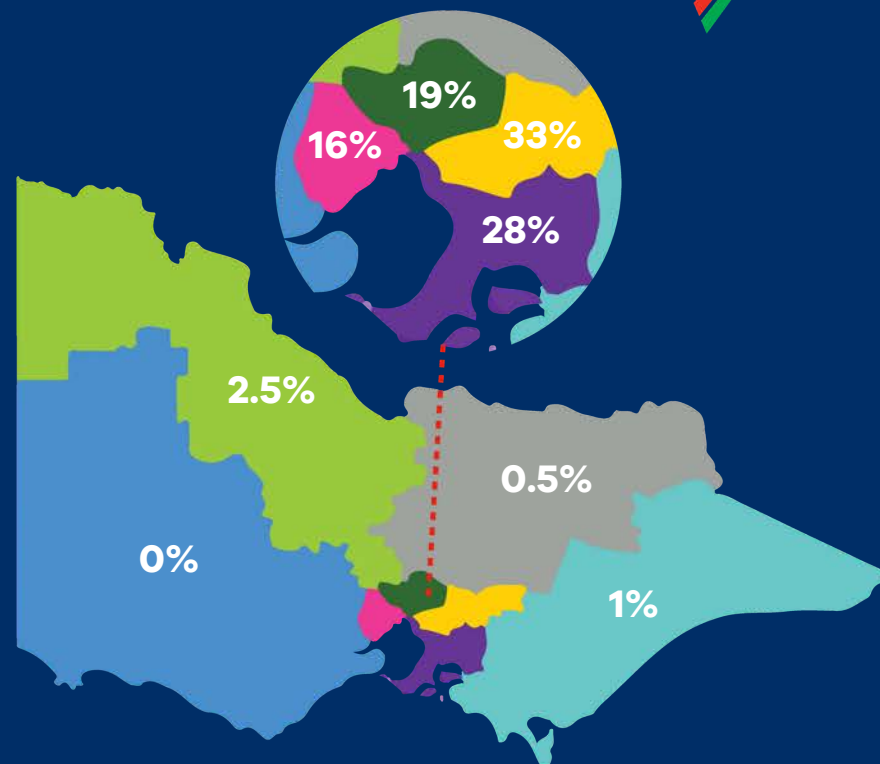


BOYS/MIXED
TEAMS ONLY



2022

REGION BREAKDOWN



- Loddon Mallee Region
- Greater Western Region
- Hume Region
- Northern Metro Region
- Western Metro Region
- Eastern Metro Region
- Southern Metro Region
- Gippsland Region



42
TRIALISTS

17
SELECTED

1
TEAM



rebel



Basketball



65,292

TOTAL STUDENTS



57%
BOYS

43%
GIRLS

28,416

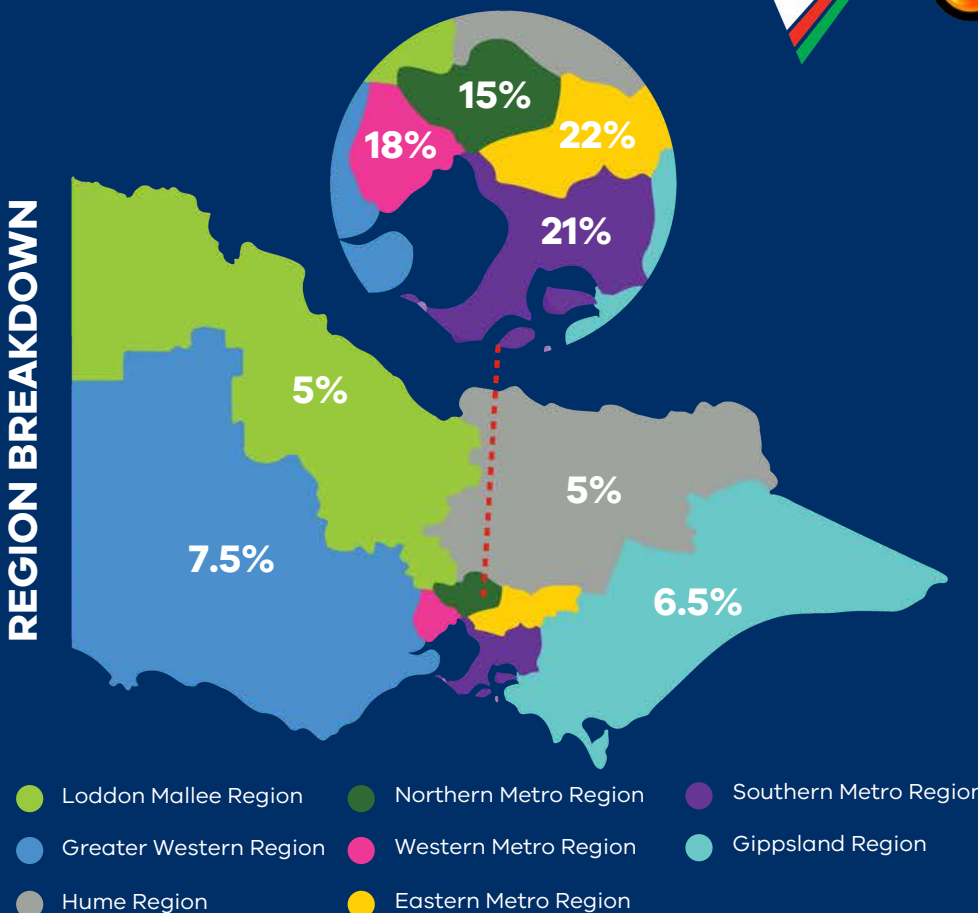
PRIMARY STUDENTS

36,876

SECONDARY STUDENTS



REGION BREAKDOWN



2022



1,036
TRIALISTS



68
SELECTED



6
TEAMS



rebel



Bowls



3,101
TOTAL STUDENTS

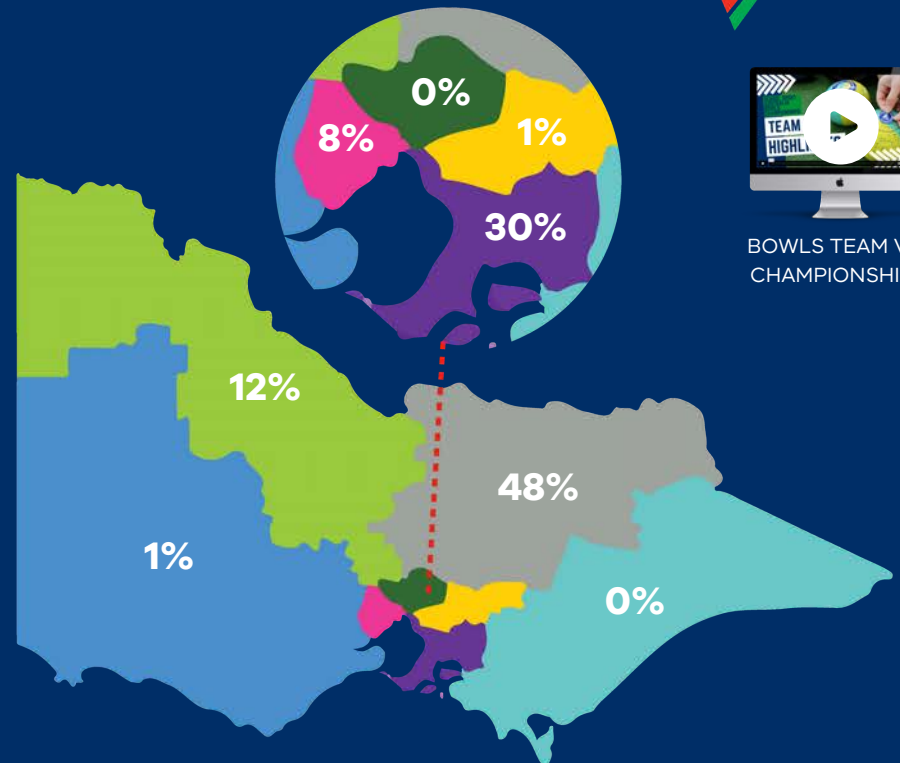


1,165
PRIMARY STUDENTS

1,936
SECONDARY STUDENTS



REGION BREAKDOWN



- Loddon Mallee Region
- Greater Western Region
- Hume Region
- Northern Metro Region
- Western Metro Region
- Southern Metro Region
- Eastern Metro Region
- Gippsland Region



BOWLS TEAM VIC CHAMPIONSHIPS

2022



24
TRIALISTS

10
SELECTED

1
TEAM

rebel



Cricket

29,680

TOTAL STUDENTS



71%
BOYS

29%
GIRLS

15,652

PRIMARY STUDENTS

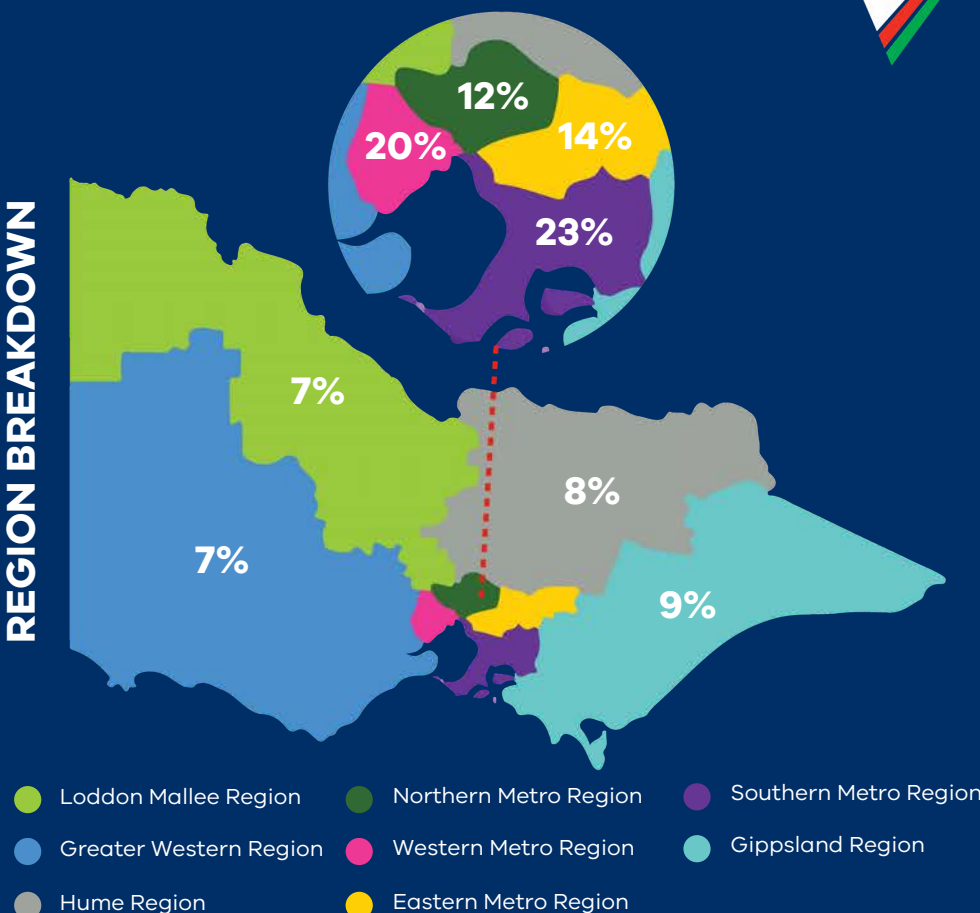
14,028

SECONDARY STUDENTS



10

REGION BREAKDOWN



704
TRIALISTS

39
SELECTED

3
TEAMS



CRICKET
TEAM VIC
12 Y & U
HIGHLIGHTS



rebel



2022

Cross Country

63,862

TOTAL STUDENTS



53%
BOYS

47%
GIRLS

53,680

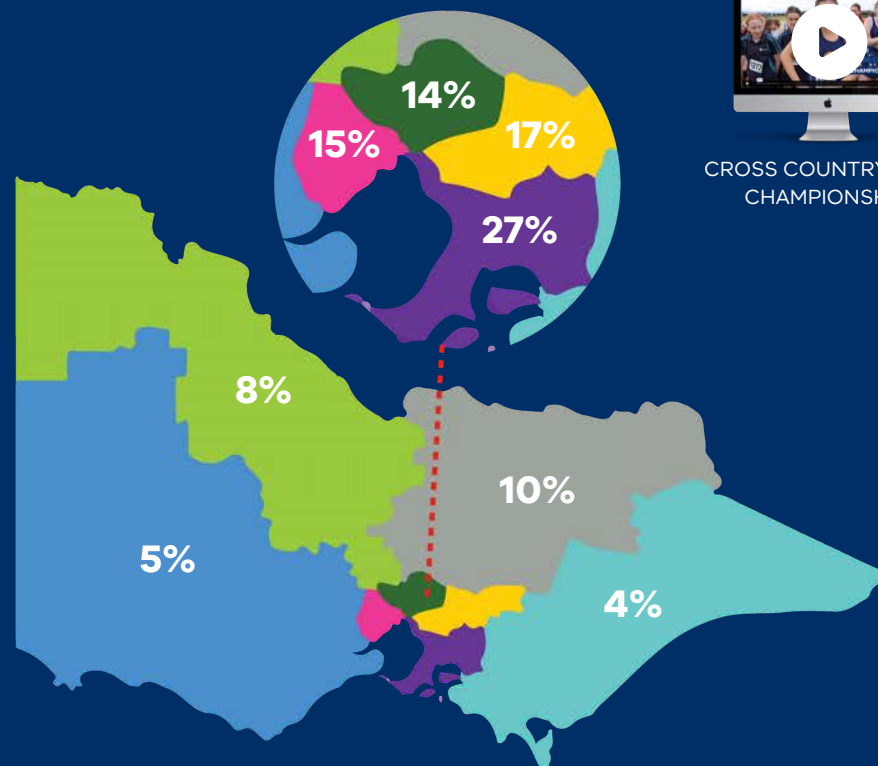
PRIMARY STUDENTS

10,182

SECONDARY STUDENTS



REGION BREAKDOWN



- Loddon Mallee Region
- Northern Metro Region
- Southern Metro Region
- Greater Western Region
- Western Metro Region
- Gippsland Region
- Hume Region
- Eastern Metro Region



CROSS COUNTRY STATE CHAMPIONSHIPS



2022



54
SELECTED



1
TEAM



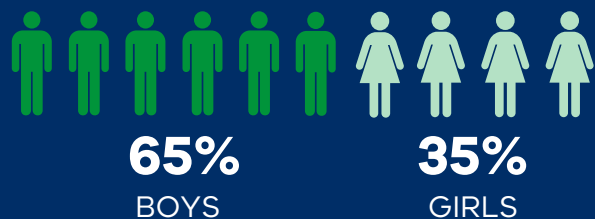
rebel



Football

50,776

TOTAL STUDENTS



24,920

PRIMARY STUDENTS

25,856

SECONDARY STUDENTS



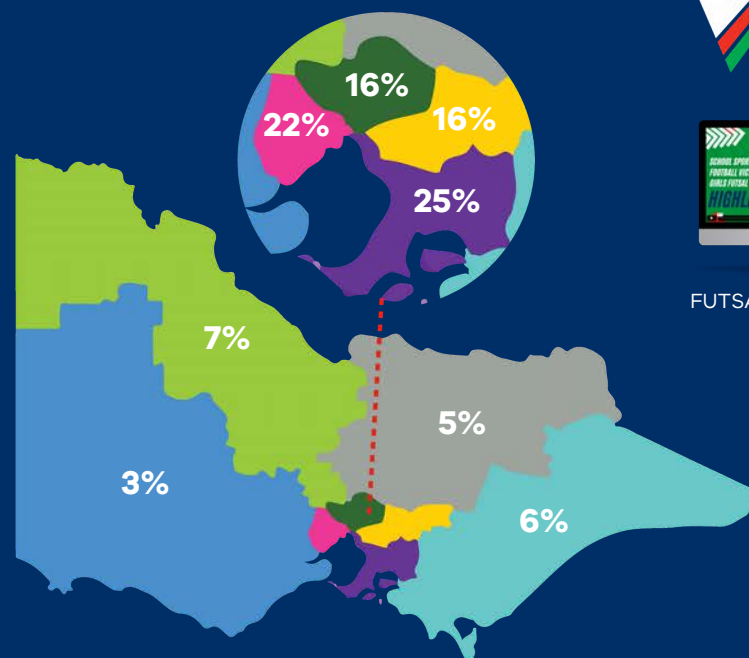
12



FUTSAL GALA DAY

2022

REGION BREAKDOWN



- Loddon Mallee Region
- Greater Western Region
- Hume Region
- Northern Metro Region
- Western Metro Region
- Southern Metro Region
- Eastern Metro Region
- Gippsland Region

Futsal

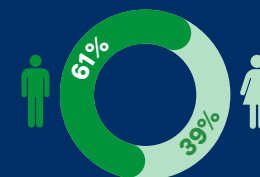
2,630

TOTAL STUDENTS

26%
680



74%
1950



571

TRIALISTS



1

90

SELECTED



1

6

TEAMS



1

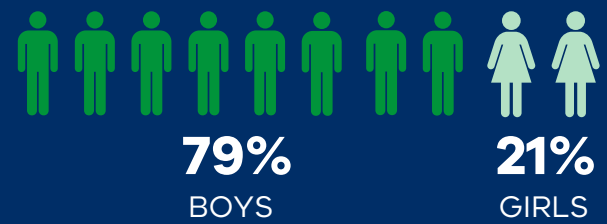
rebel



Golf



2,069
TOTAL STUDENTS



1,297
PRIMARY STUDENTS

772
SECONDARY STUDENTS



154
TRIALISTS

24
SELECTED

3
TEAMS



GOLF TEAM VIC 18 Y & U
HIGHLIGHT VIDEO



2022



rebel



Hockey

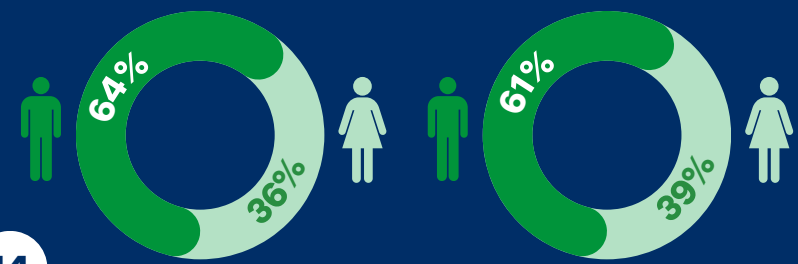


8,030
TOTAL STUDENTS

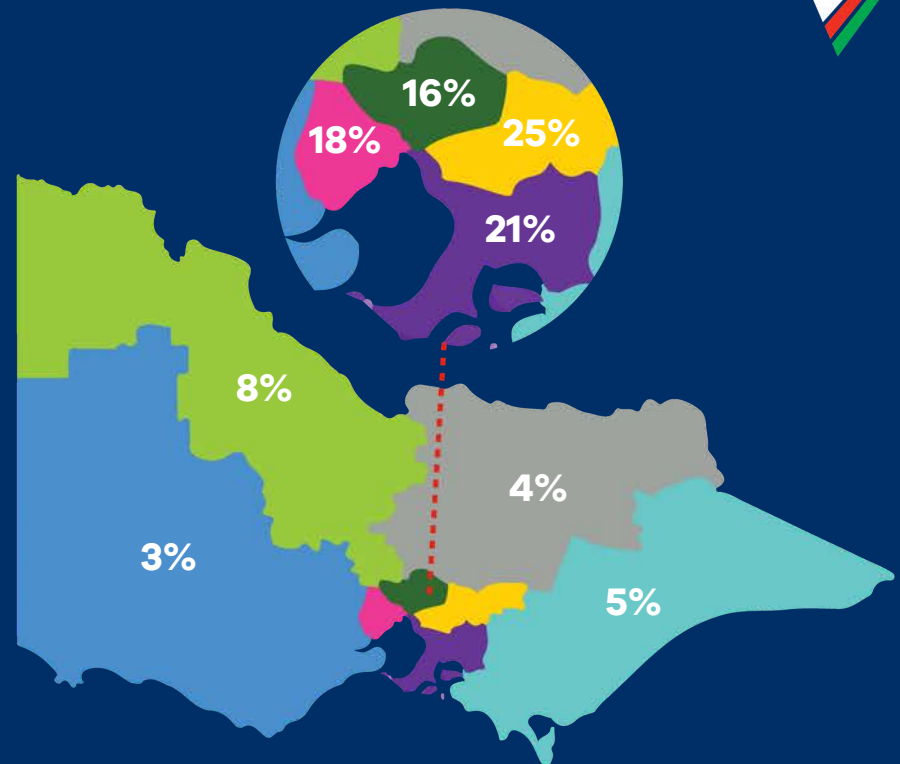


2,460
PRIMARY STUDENTS

5,570
SECONDARY STUDENTS



REGION BREAKDOWN



- Loddon Mallee Region
- Greater Western Region
- Hume Region
- Northern Metro Region
- Western Metro Region
- Eastern Metro Region
- Southern Metro Region
- Gippsland Region

2022



251
TRIALISTS

60
SELECTED

4
TEAMS

rebel



Netball

57,264
TOTAL STUDENTS

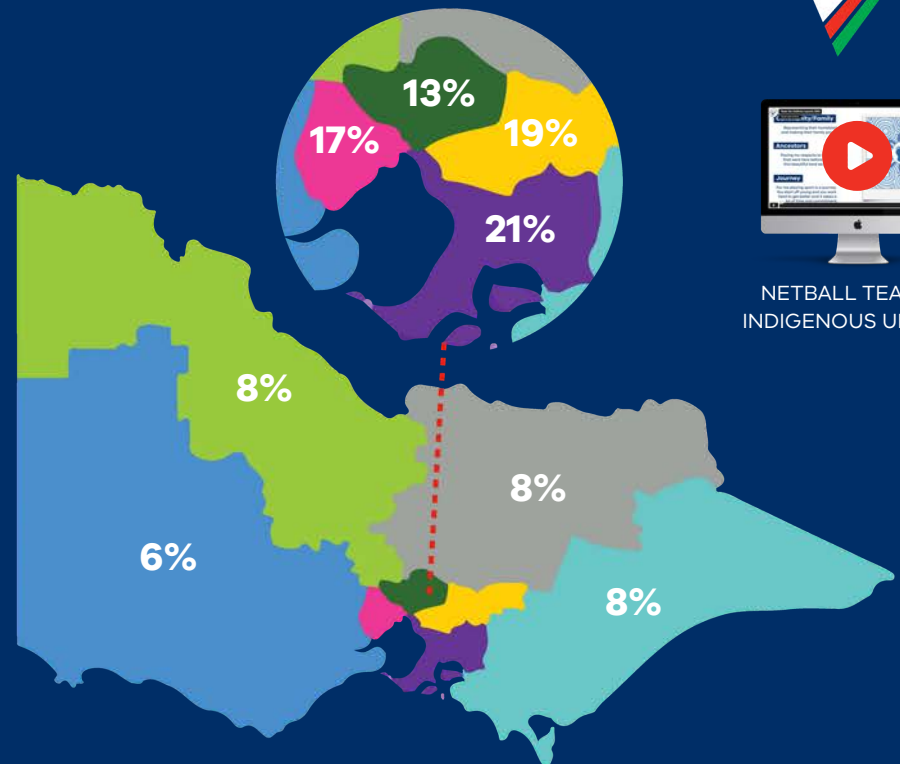


26,724
PRIMARY STUDENTS

30,540
SECONDARY STUDENTS



REGION BREAKDOWN



- Loddon Mallee Region
- Greater Western Region
- Hume Region
- Northern Metro Region
- Western Metro Region
- Eastern Metro Region
- Southern Metro Region
- Gippsland Region



NETBALL TEAM VIC
INDIGENOUS UNIFORM

2022



632
TRIALISTS

24
SELECTED

2
TEAMS

rebel



Softball



11,488

TOTAL STUDENTS



51%
BOYS

49%
GIRLS

9,807

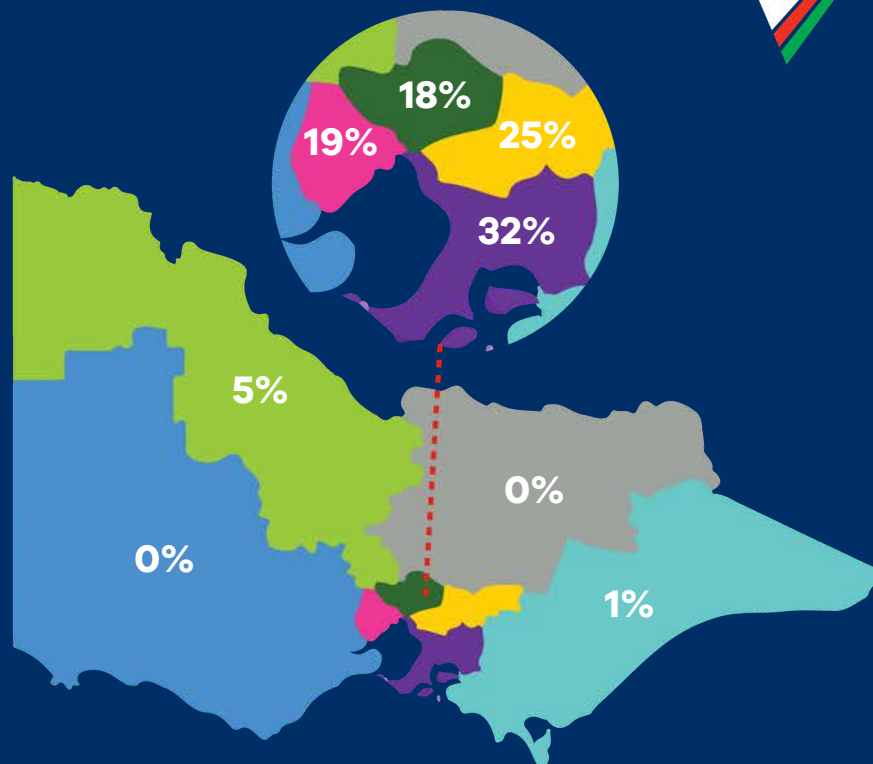
PRIMARY STUDENTS

1,681

SECONDARY STUDENTS



REGION BREAKDOWN



- Loddon Mallee Region
- Greater Western Region
- Hume Region
- Northern Metro Region
- Western Metro Region
- Eastern Metro Region
- Southern Metro Region
- Gippsland Region

2022



98

TRIALISTS



60

SELECTED

SOFTBALL
TEAM VIC
12 Y & U
CHAMPIONSHIPS

4

TEAMS




rebel



Swimming



28,867
TOTAL STUDENTS

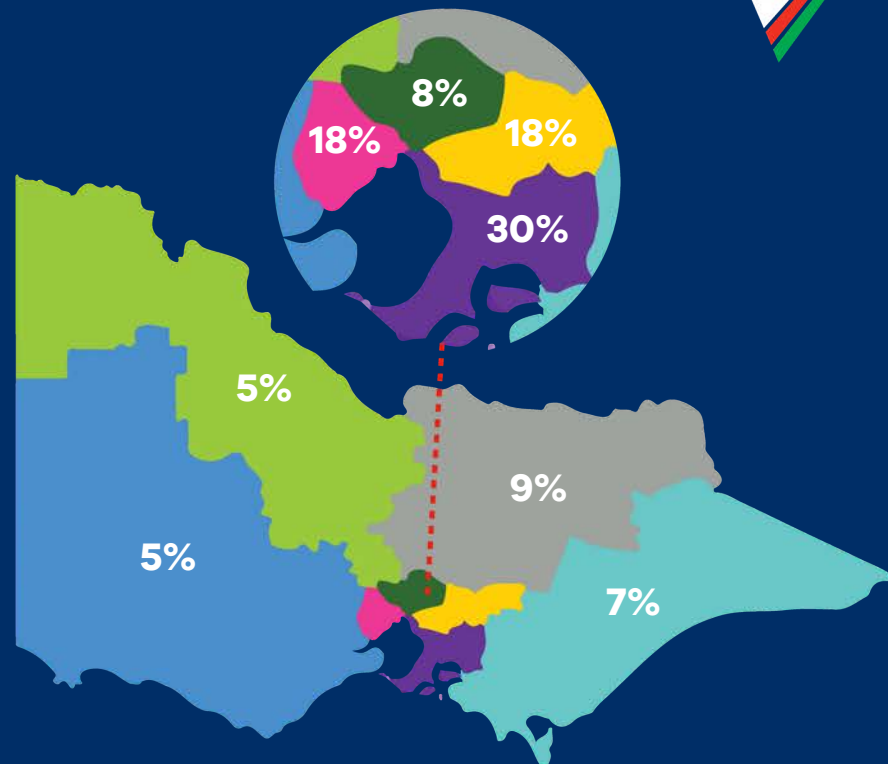


21,982
PRIMARY STUDENTS

6,885
SECONDARY STUDENTS



REGION BREAKDOWN



- Loddon Mallee Region
- Greater Western Region
- Hume Region
- Northern Metro Region
- Western Metro Region
- Eastern Metro Region
- Southern Metro Region
- Gippsland Region

2022



rebel



Table Tennis

8,322

TOTAL STUDENTS



63%
BOYS

37%
GIRLS

24

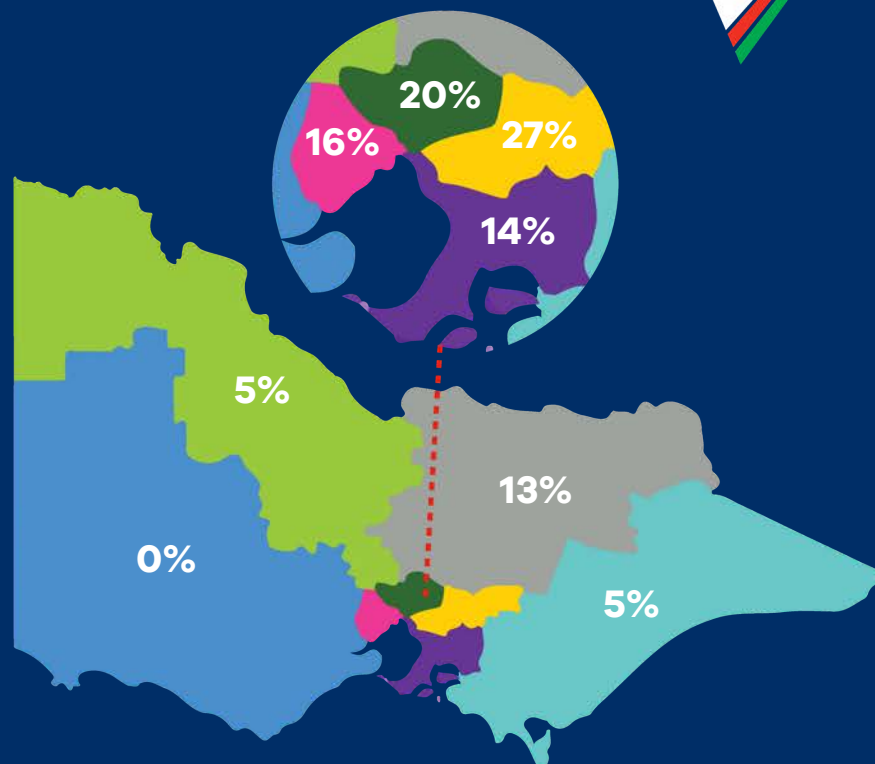
PRIMARY STUDENTS

8,298

SECONDARY STUDENTS



REGION BREAKDOWN



- Loddon Mallee Region
- Greater Western Region
- Hume Region
- Northern Metro Region
- Western Metro Region
- Eastern Metro Region
- Southern Metro Region
- Gippsland Region

2022



rebel



Tee Ball



11,244

TOTAL STUDENTS

DELIVERED AT
PRIMARY
LEVEL ONLY

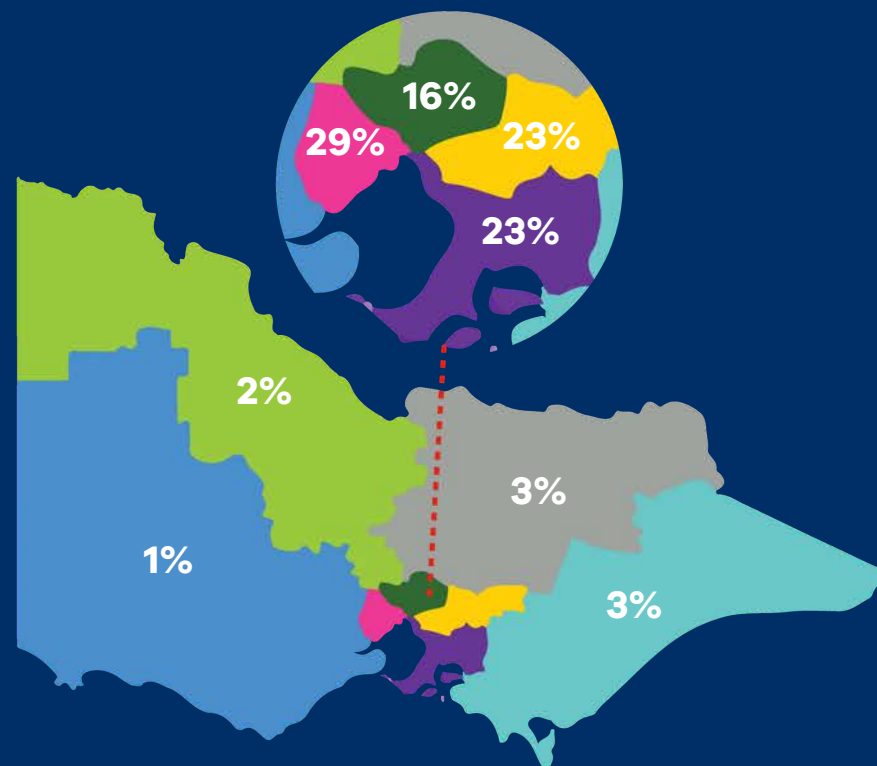


64%
BOYS

36%
GIRLS



REGION BREAKDOWN



- Loddon Mallee Region
- Greater Western Region
- Hume Region
- Northern Metro Region
- Western Metro Region
- Eastern Metro Region
- Southern Metro Region
- Gippsland Region

2022

rebel



Tennis



26,693

TOTAL STUDENTS



60%
BOYS

40%
GIRLS

12,805

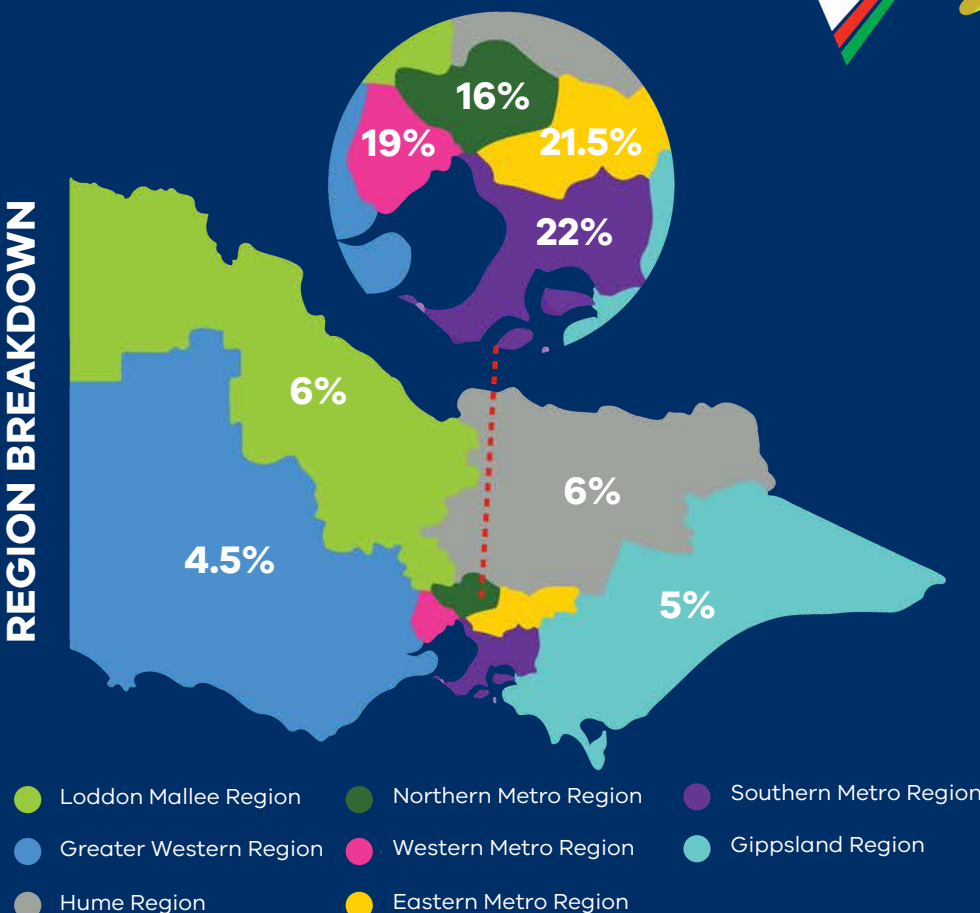
PRIMARY STUDENTS

13,888

SECONDARY STUDENTS



REGION BREAKDOWN



2022



152
TRIALISTS

30
SELECTED

2
TEAMS



rebel



Track & Field

70,019

TOTAL STUDENTS



51%
BOYS

49%
GIRLS

52,523

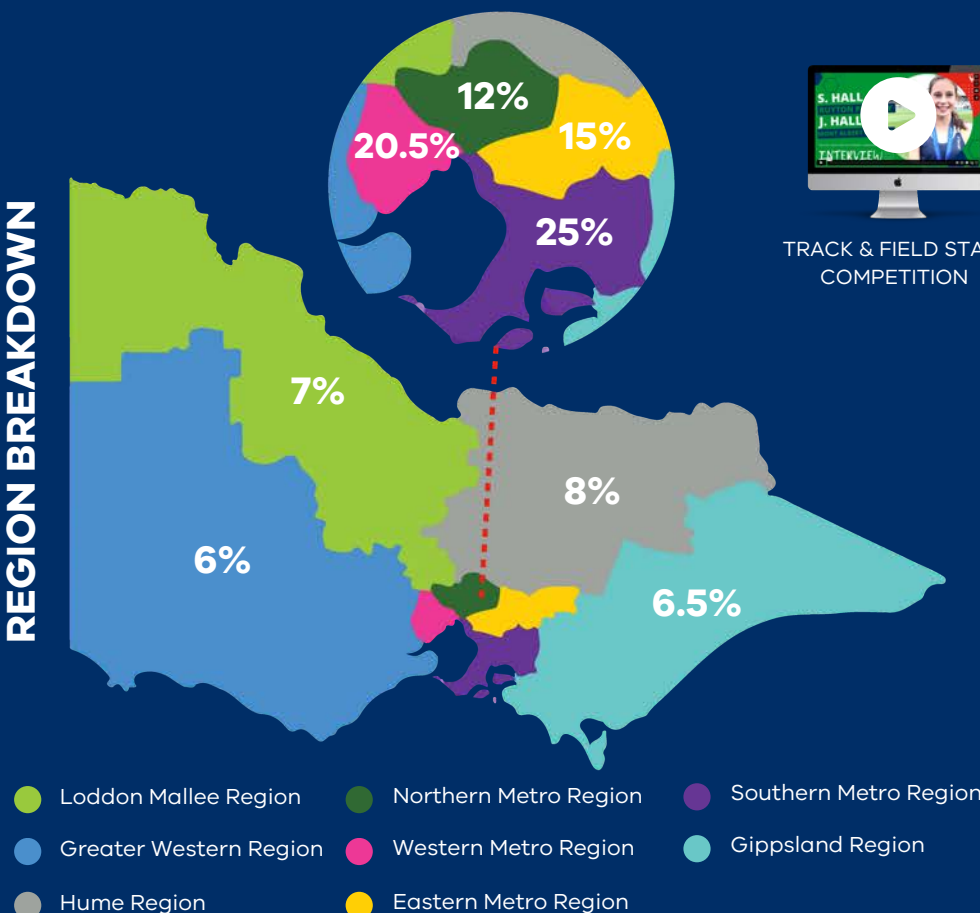
PRIMARY STUDENTS

17,496

SECONDARY STUDENTS



REGION BREAKDOWN



TRACK & FIELD STATE
COMPETITION

2022



373
TRIALISTS



120
SELECTED



1
TEAM



rebel



Volleyball



39,720

TOTAL STUDENTS



51%
BOYS

49%
GIRLS

10,930

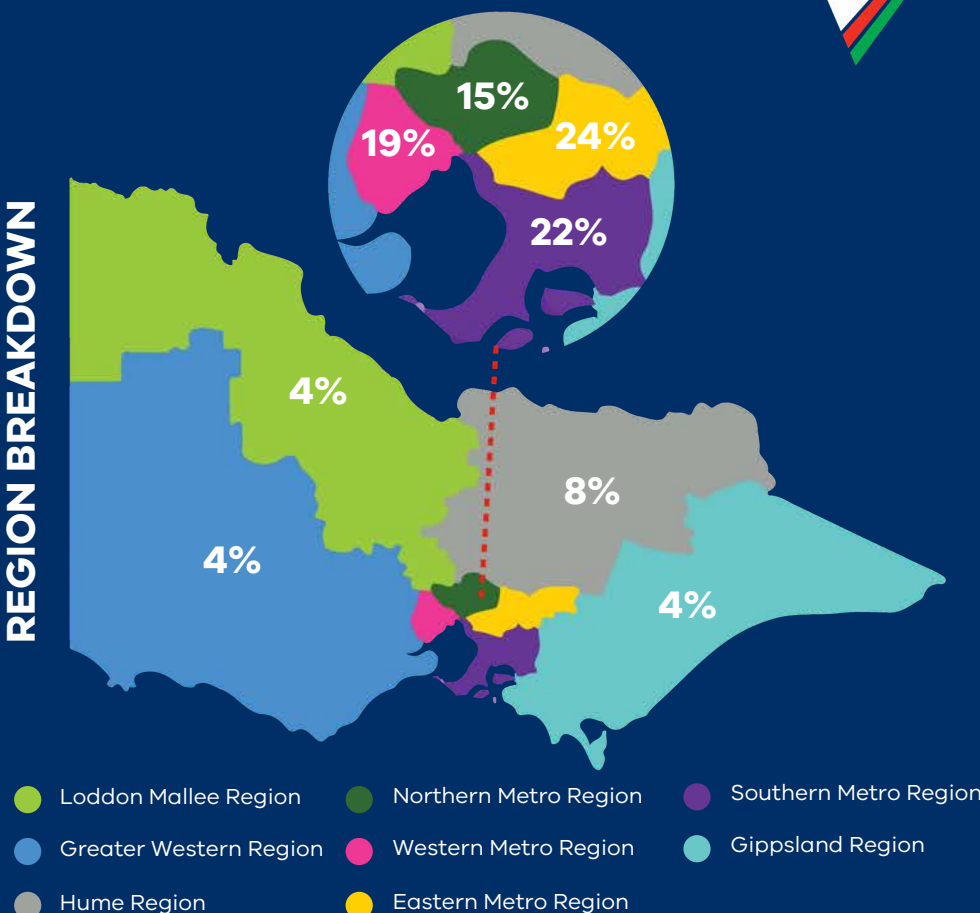
PRIMARY STUDENTS

28,790

SECONDARY STUDENTS



REGION BREAKDOWN



2022



74
TRIALISTS

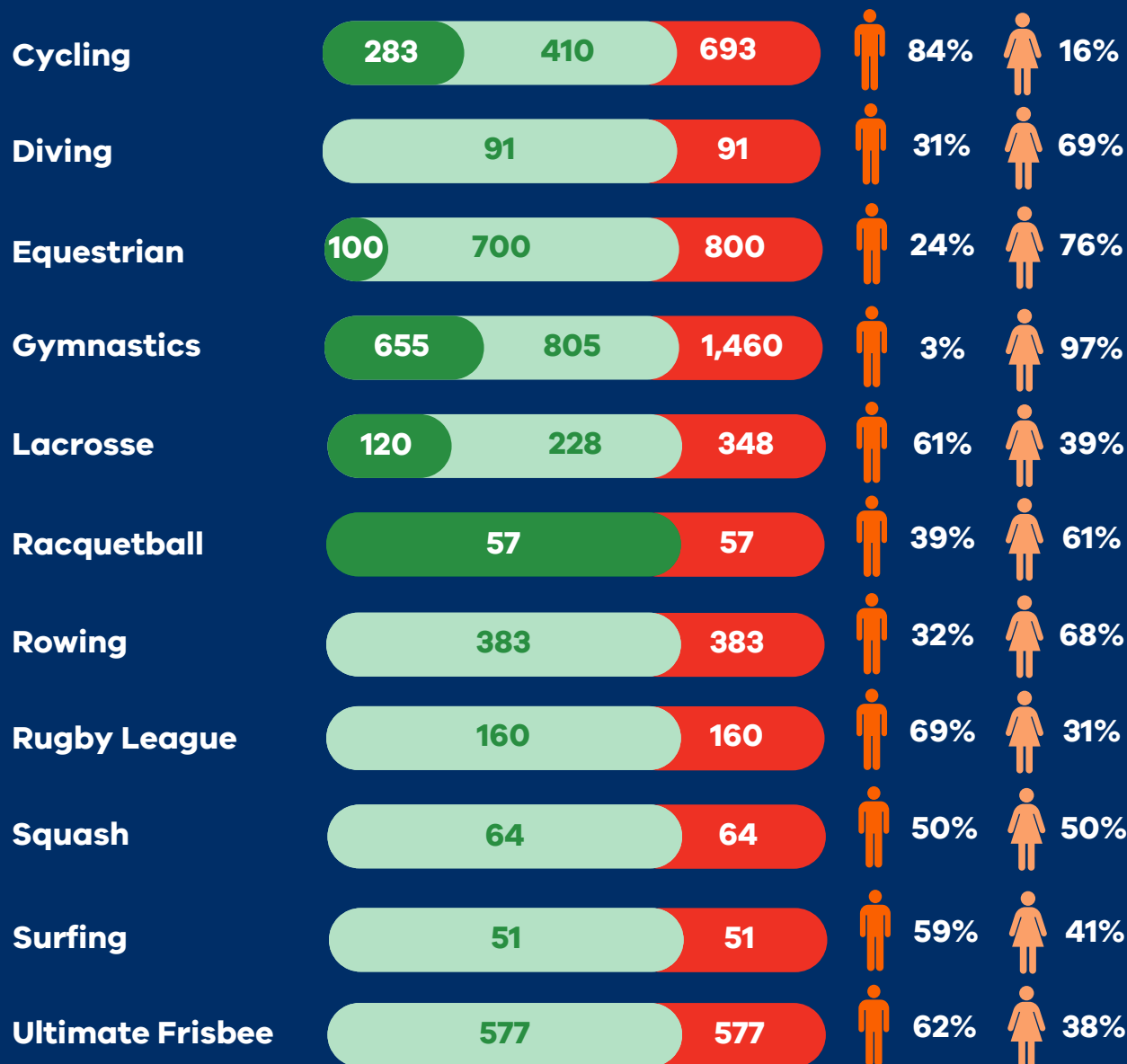
24
SELECTED

2
TEAMS

rebel



State Sporting Organisation Delivered Stats



6,753

TOTAL STUDENTS



Diving



Rugby League



Touch Football



SSV Delivered Sports

SPORT	PRIMARY 9 - 13 YEARS	JUNIOR		INTERMEDIATE		SENIOR	
		SECONDARY YEAR 7	SECONDARY YEAR 8	SECONDARY YEAR 9	SECONDARY YEAR 10	SECONDARY YEAR 11	SECONDARY YEAR 12
1 Australian Football	● ●	● ●	● ●	● ●	● ●	● ●	● ●
		Years 7 and 8 combined - Girls (only)		Years 9 and 10 combined - Boys and Girls competitions		Years 11 and 12 combined - Boys and Girls competitions	
2 Badminton		● ●	● ●	● ●		● ●	
				Years 9 and 10 combined - Boys/mixed and Girls competitions		Years 11 and 12 combined - Boys/mixed and Girls competitions	
3 Baseball		●	●	●		●	
				Years 9 and 10 combined - Boys/mixed competitions		Years 11 and 12 combined - Boys/mixed competitions	
4 Basketball	● ●	● ●	● ●	● ●	● ●	● ●	● ●
				Years 9 and 10 combined - Boys/mixed and Girls competitions		Years 11 and 12 combined - Boys/mixed and Girls competitions	
5 Bowls		● ● ●	● ● ●	● ● ●	● ● ●	● ● ●	● ● ●
6 Cricket	● ●	● ●	● ●	● ●	● ●	● ●	● ●
	Cricket Blast	Cricket Australia Stage 1 (Year 7 and 8 Girls only)		Years 9 and 10 combined - Boys/mixed and Girls competitions		Years 11 and 12 combined - Boys/mixed and Girls competitions	
7 Cross Country	● ● ● ●	● ● ● ●	● ● ● ●	● ● ● ●	● ● ● ●	● ● ● ●	● ● ● ●
	9-10, 11 & 12-13 years (Boys/Mixed & Girls Multiclass Primary) 12-15 & 16-20 (Boys/Mixed & Girls Multi Class Secondary). The teams competition can be boys/mixed.						
8 Diving	● ●	● ●	● ●	● ●	● ●	● ●	● ●
	9-12, 13-14, 15-16 and 17-20 years (Boys/Girls)						
9 Football (Soccer)	● ●	● ●	● ●	● ●	● ●	● ●	● ●
				Years 9 and 10 combined - Boys/mixed and Girls competitions		Years 11 and 12 combined - Boys/mixed and Girls competitions	
10 Hockey	● ●	● ●	● ●	● ●	● ●	● ●	● ●
	Hockey 7's			Years 9 and 10 combined - Boys/mixed and Girls competitions		Years 11 and 12 combined - Boys/mixed and Girls competitions	
11 Netball	● ●	● ●	● ●	● ●	● ●	● ●	● ●
		Years 7 and 8 combined - Boys/Mixed (only)		Years 9 and 10 combined - Boys and Girls competitions		Years 11 and 12 combined - Boys and Girls competitions	
12 Softball	● ●	●	●	●	●	●	●
	Fully Loaded Softball			Years 9 and 10 combined - Girls competitionss		Years 11 and 12 combined - Girls competitions	
13 Swimming	● ● ● ●	● ● ● ●	● ● ● ●	● ● ● ●	● ● ● ●	● ● ● ●	● ● ● ●
	9-10, 11 & 12-13 years (Boys/Mixed & Girls MC Primary) 12-15 & 16-20 (Boys/Mixed & Girls MC Secondary). Only relay teams can be boys/mixed. There are no relay teams for multi class.						
14 Table Tennis		● ●	● ●	● ●	● ●	● ●	● ●
				Years 9 and 10 combined - Boys/mixed and Girls competitions		Years 11 and 12 combined - Boys/mixed and Girls competitions	
15 Tee Ball	● ●						
16 Tennis	● ●	● ●	● ●	● ●	● ●	● ●	● ●
	Individual & Teams Tennis			Years 9 and 10 combined - Boys/mixed and Girls competitions		Years 11 and 12 combined - Boys/mixed and Girls competitions	
17 Track and Field	● ● ● ●	● ● ● ●	● ● ● ●	● ● ● ●	● ● ● ●	● ● ● ●	● ● ● ●
	9-10, 11 & 12-13 years (Boys/Mixed & Girls MC Primary) 12-15 & 16-20 (Boys/Mixed & Girls MC Secondary). Only relay teams can be boys/mixed. There are no relay teams for multi class.						
18 Volleyball	● ●	● ●	● ●	● ●	● ●	● ●	● ●
				Years 9 and 10 combined - Boys/mixed and Girls competitions		Years 11 and 12 combined - Boys/mixed and Girls competitions	

SSO Delivered Sports

# CONT	SPORT		PRIMARY 9 - 13 YEARS	JUNIOR		INTERMEDIATE		SENIOR		
				SECONDARY YEAR 7	SECONDARY YEAR 8	SECONDARY YEAR 9	SECONDARY YEAR 10	SECONDARY YEAR 11	SECONDARY YEAR 12	
*	1	Bowls	<div><div></div><div></div><div></div><div></div></div>	<div><div></div></div>				<div><div></div></div>		
			Bowls Victoria offers a secondary all abilities program.							
19	2	Cycling	<div><div></div><div></div></div>	<div><div></div><div></div></div>		<div><div></div><div></div></div>		<div><div></div><div></div></div>		
			Victorian Interscholastic Cycling Series (VICS) - Off-Road and Summer formats. Open age competition via grading categories (mixed).							
20	3	Equestrian	<div><div></div><div></div></div>	<div><div></div><div></div></div>		<div><div></div><div></div></div>		<div><div></div><div></div></div>		
			Victorian Equistian Interschool Series (VEIS) - Multiple disciplines for Primary (Prep-Grade 6) and Secondary (Years 7-12) across competition classes (mixed).							
21	4	Futsal	<div><div></div><div></div></div>	<div><div></div><div></div></div>		<div><div></div><div></div></div>		<div><div></div><div></div></div>		
22	5	Golf	<div><div></div><div></div></div>	<div><div></div><div></div></div>				<div><div></div><div></div></div>		
			Primary competition	Years 7, 8 and 9 competition (Junior)			Years 10, 11 and 12 competition (Senior)			
23	6	Gymnastics	<div><div></div><div></div></div>	<div><div></div><div></div></div>		<div><div></div><div></div></div>		<div><div></div><div></div></div>		
			Victorian AeroSchools Competition (Ages 6-8, 9-11, 12-15, 16+ and 18+ commpetitions) and Primary/Secondary InterSchool Gymnastics (Primary Grades 2-4 and 5-6, Secondary Years 7-9 and 10-12). Individual and team competitions.							
24	7	Lacrosse	<div><div></div><div></div></div>	<div><div></div><div></div></div>		<div><div></div><div></div></div>		<div><div></div><div></div></div>		
			Lacrosse Victoria School Championships (LVSC) offered in Primary (Grades 5-6), Junior (Years 7-8), Intermediate (Years 9-10) and Senior (Years 11-12) competitions							
25	8	Racquetball	<div><div></div><div></div><div></div></div>							
			Primary School (Year 3-6)							
26	9	Rowing		<div><div></div><div></div></div>		<div><div></div><div></div></div>		<div><div></div><div></div></div>		
27	10	Rugby League	<div><div></div><div></div></div>	<div><div></div><div></div></div>		<div><div></div><div></div></div>		<div><div></div><div></div></div>		
			There are 3 competitions Y7 & Y8, Y9 & Y10, and Y11 & 12							
28	11	Squash		<div><div></div><div></div></div>		<div><div></div><div></div></div>		<div><div></div><div></div></div>		
			Secondary School Squash Competition (Boys and Girls singles and pairs competitions in Years 7-8, 9-10 and 11-12 categories)							
29	12	Surfing		<div><div></div><div></div></div>		<div><div></div><div></div></div>		<div><div></div><div></div></div>		
			SSV Schools Surfing Titles (Mixed and All-Female teams)							
*	13	Table Tennis	<div><div></div><div></div></div>	Secondary Table Tennis delivered by School Sport Victoria.						
30	14	Touch Football	<div><div></div><div></div></div>	<div><div></div><div></div></div>		<div><div></div><div></div></div>		<div><div></div><div></div></div>		
31	15	Ultimate Frisbee	<div><div></div><div></div></div>	<div><div></div><div></div></div>		<div><div></div><div></div></div>		<div><div></div><div></div></div>		
			UV Secondary School Championships (Boys and Girls teams in Years 7-8 and 9-12 categories)							

SPORT	AGE GROUP	BOYS		GIRLS		MIXED		STUDENT UMPIRING PROGRAM	OFFICIALS			TOTALS PER SPORT	
		Boys Teams	# Students	Girls Teams	# Students	Mixed Teams	# Students		Coaches	Assistant Coaches	Managers	Teams	Students
Australian Football	12 & Under	1	23	1	23			✓	4	4	5	4	96
	15 & Under	1	25	1	25								
Baseball	18 & Under					1	17		1	1	1	1	17
Basketball	12 & Under	1	12	1	12				4	0	4	4	48
	16 & Under	1	12	1	12								
Bowls	18 & Under					1	10		1	0	1	1	10
Cricket	12 & Under	1	13	1	13				2	0	2	2	26
Cross Country	12 & Under					1	54		4	0	1	1	54
Diving	10 - 19 Years					1	60		3	0	3	1	60
Football (Soccer)	12 & Under	2	28	2	28			✓	6	0	6	6	88
	16 & Under	1	16										
	18 & Under			1	16								
Golf	12 & Under					1	12		0	0	3	2	24
	18 & Under					1	12						
Hockey	12 & Under	1	14	1	14			✓	4	0	4	4	60
	16 & Under	1	16	1	16								
Netball	12 & Under	1	12	1	12			✓	3	3	3	3	36
	15 & Under			1	12								
Rugby League	12 & Under					1	17		1	1	1	1	17
Softball	12 & Under	1	15	1	15				4	4	4	4	60
	18 & Under	1	15	1	15								
Swimming	10 - 19 Years					1	120		4	0	4	1	120
Tennis	12 & Under					1	14		4	0	2	2	30
	18 & Under					1	16						
Touch Football	12 & Under	1	14	1	14				4	0	4	4	56
	15 & Under	1	14	1	14								
Track and Field	12 & Under					1	140		10	0	3	1	140
Triathlon (Aquathlon)	13 - 19 Years					1	36		4	0	1	1	36
Aquathlon is for 11-12 year olds and for 11-19 year old multi-class athletes													
Volleyball	15 & Under	1	12	1	12				2	0	2	2	24
Totals		16	241	17	253	12	532	15	65	13	54	45	1026

Victorian Teachers' Games



1,813

REGISTERED PARTICIPANTS



110

SESSIONS PLANNED



44

UNIQUE EVENTS



VTG DAY 1 HIGHLIGHTS



VTG DAY 2 HIGHLIGHTS



VTG DAY 3 HIGHLIGHTS

2022

SSV Play



38,917

STUDENT OPPORTUNITIES



242

SCHOOLS REACHED



142

METRO SCHOOLS



100

REGIONAL SCHOOLS



PLAY



VIRTUAL X COUNTRY



BREAKDANCING



SCHOOL GAMES



DIVERSITY DASH



SKATEBOARDING

Government vs Non-government Schools

79%

21%

Metro vs Regional Schools

59%

41%

SCHOOL BREAKDOWN

176



PRIMARY

48



SECONDARY

18



SPECIALIST



2022 PLAY HIGHLIGHT VIDEO

rebel



MAJOR PARTNER

rebel

MAJOR SPORT SPONSORS



SPORT PARTNERS



MERCHANDISE PARTNER

dmc sport.



PARTNERS



PARTNERS



COMMUNITY PARTNERS



VICTORIAN SCHOOL SPORT NETWORK





www.ssv.vic.edu.au



School sport is now more important than ever!

rebel



Department
of Education

